

Proudly Distributed By

TRIDENT AUSTRALIA
FLUID SYSTEMS & COMPONENTS



ENERPAC

E-SERIES
E-PULSE™
HYDRAULIC PUMPS



ENERPAC

TOOLS. SERVICES. SOLUTIONS.

Ph: +61 8 9456 1300

Web: www.tridentaustralia.com.au

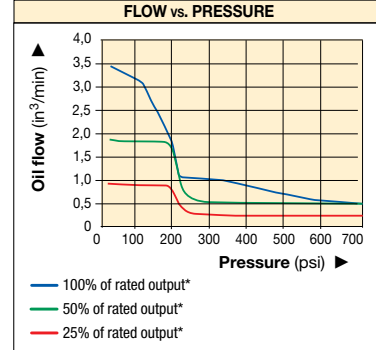
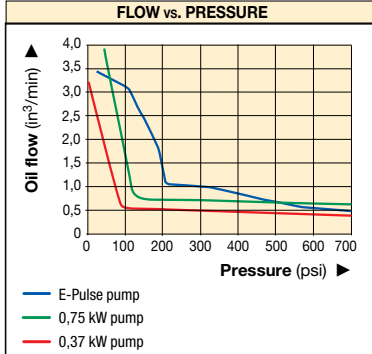
Email: sales@tridentaustralia.com.au



Proudly Distributed By

TRIDENT AUSTRALIA
FLUID SYSTEMS & COMPONENTS

PERFORMANCE



* Flow at alternate speed settings for non-torque wrench versions

- Smart controls enable motor to maintain constant power across the pressure range
- Improved flow characteristics over traditional 0,37 kW pumps
- 24V DC power regulator minimizes effects of poor power supply
- Speed control with dial adjustment for precise operation
- 2-Position operation, horizontal or vertical



INTERACTIVE PENDANT

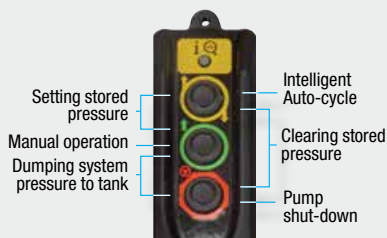
- Operation, programming and diagnostics status provided to user with yellow, green, and red LED as well as vibration pulses
- Fault codes warn operators of any issues related to voltage, temperature, button malfunctions, or if professional service is required

TORQUE WRENCH PUMP

- User can set pressure and operate in manual or auto-cycle mode
- Intelligent Auto Cycle enables press and release actuation to cycle wrench until final torque is achieved



Integrated cord and pendant storage



Torque Wrench
6 m cord



3/2 Jog, 3/2 Dump, 4/3 Jog
3 m cord



3/2 Dump and Hold
3 m cord

www.enerpac.com



Proudly Distributed By

TRIDENT AUSTRALIA
FLUID SYSTEMS & COMPONENTS

DURABILITY



DURABLE ALUMINUM HOUSING

- 1 System components enclosed for protection
- 2 Housing's fins provide heat dissipation
- 3 Impact absorbing, vibration dampening feet
- 4 Integrated roll-cage design

- High-efficiency permanent magnet, direct drive motor enables continuous use and long service life
- Built-in thermal protection
- IP Rating: 54 on the Pump, 67 on the Pendant
- Integrated heat exchanger on Torque Wrench Pump minimizes heat buildup



Heat Exchanger

CONVENIENCE



- Easy access to internal components
- Draining oil not required for pump element maintenance



- 100 mm gauge with Enerpac Spee-D-Coupler® on Torque Wrench Pump
- Pre-calibrated gauge, includes certificate



- Six-piston block design provides even flow for smooth operation of tool
- Piston blocks can be replaced individually



- Convenient oil fill port
- Oil level indicator
- No adjustment, automatic breather with filter

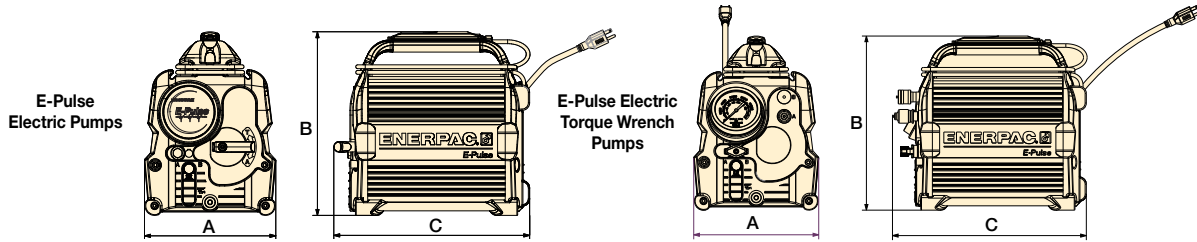
ENERPAC

Proudly Distributed By

TRIDENT AUSTRALIA
FLUID SYSTEMS & COMPONENTS



E-PULSE™ HYDRAULIC PUMPS



Used With	Useable Oil Capacity (litres)	Model Number	Output Flow Rate (l/min)				Valve Type	Plug Type	Motor Voltage (VAC)	Current Draw (Amps)	Sound Level (dBA)	Dimensions (in)			Wt. (kg)	
			1 bar	175 bar	350 bar	700 bar						A	B	C		
S/A*	3,0	EP3104DB	3,61	2,13	0,95	0,52	Dump	NEMA 5-15	100-120	12	70-85	259	361	356	18,1	
	3,0	EP3104DI	3,61	2,13	0,95	0,52		NEMA 6-15	200-250	7	70-85	259	361	356	18,1	
	3,0	EP3104DE	3,61	2,13	0,95	0,52		Schuko CEE 7/7	200-250	7	70-85	259	361	356	18,1	
	3-way, 2-pos.	3,0	EP3204JB	3,61	2,13	0,95	0,52	NEMA 5-15	100-120	12	70-85	259	361	385	17,9	
		3,0	EP3204JI	3,61	2,13	0,95	0,52	NEMA 6-15	200-250	7	70-85	259	361	385	17,9	
		3,0	EP3204JE	3,61	2,13	0,95	0,52	Schuko CEE 7/7	200-250	7	70-85	259	361	385	17,9	
		Dump & Hold	3,0	EP3304SB	3,61	2,13	0,95	0,52	NEMA 5-15	100-120	12	70-85	259	361	356	18,2
			3,0	EP3304SI	3,61	2,13	0,95	0,52	NEMA 6-15	200-250	7	70-85	259	361	356	18,2
			3,0	EP3304SE	3,61	2,13	0,95	0,52	Schuko CEE 7/7	200-250	7	70-85	259	361	356	18,2
D/A**	3,0	EP3404JB	3,61	2,13	0,95	0,52	4-way, 3-pos.	NEMA 5-15	100-120	12	70-85	259	361	385	18,1	
	3,0	EP3404JI	3,61	2,13	0,95	0,52		NEMA 6-15	200-250	7	70-85	259	361	385	18,1	
	3,0	EP3404JE	3,61	2,13	0,95	0,52		Schuko CEE 7/7	200-250	7	70-85	259	361	385	18,1	
TW***	3,0	EP3504TB	3,61	2,13	0,95	0,52	4-way, 2-pos.	NEMA 5-15	100-120	12	70-85	259	361	401	20,4	
	3,0	EP3504TI	3,61	2,13	0,95	0,52		NEMA 6-15	200-250	7	70-85	259	361	401	20,4	
	3,0	EP3504TE	3,61	2,13	0,95	0,52		Schuko CEE 7/7	200-250	7	70-85	259	361	401	20,4	
	3,0	EP3504TB-M ¹⁾	3,61	2,13	0,95	0,52		NEMA 5-15	100-120	12	70-85	259	361	429	21,7	
	3,0	EP3504TI-M ¹⁾	3,61	2,13	0,95	0,52		NEMA 6-15	200-250	7	70-85	259	361	429	21,7	
	3,0	EP3504TE-M ¹⁾	3,61	2,13	0,95	0,52		Schuko CEE 7/7	200-250	7	70-85	259	361	429	21,7	

* Single-acting cylinder ** Double-acting cylinder *** Torque wrench pump
1) Pump can operate two wrenches



EP3504T-M



Tie-down bracket



Manifold-mounting bracket

enerpac.com

ENERPAC **TOOLS. SERVICES. SOLUTIONS.**

Enerpac Worldwide Locations
For a complete list of addresses see: www.enerpac.com/en/enerpac-locations
User Inquiries: 800-433-2766 Distributor Inquiries: 800-558-0530

ENERPAC

739_03-030144418_EN-AU © 2019 Enerpac - Subject to change without notice.

Ph: +61 8 9456 1300

Web: www.tridentaustralia.com.au

Email: sales@tridentaustralia.com.au