



Needle Valve

**NPT (Pipe Style) Threaded Connection
15,000 psi (1034 bar)**

10P and 15P Series



Principle of Operation:

P Series (Pipe Style) Needle Valves are made available for those customers that prefer using pipe instead of high pressure instrumentation tubing for pressures up to 15,000 psi MAWP. Designed using high tensile strength cold worked 316 Stainless Steel material and "ANPT" (Aerospace version - compatible with all ANSI B1.20.1 NPT connections) thread form. Use only with similar valves, fittings and pipe capable of same or lower pressures.

Pipe Valve Features:

- P Series valve design provides in-line pipe connections for 1/4" to 1" pipe sizes.
- UNS S31600 cold worked 316 Stainless Steel material as standard. See Technical brochure for additional material options.
- Non-rotating stem prevents stem/seat galling
- Metal-to-metal seating achieves bubble-tight shut-off, longer stem/seat life in abrasive flow, greater durability for repeated on/off cycles and excellent corrosion resistance. These valves can be used in liquid or gas applications.
- PTFE packing below stem threads provide dependable stem and body sealing. Optional packing materials available.
- Choice of Vee or Flow Regulating stem tips. N-Dura Coating or Stellite® material option for severe service
- Operating temperature range from -423° to 400°F (-252° to 204°C) (Limit of PTFE sealant tape)

Parker Autoclave Engineers valves are complemented by a complete line of fittings, needle and ball valves, relief and check valves.

Note:

NPT Pipe Thread Connections:

NPT threads must be sealed using a high quality PTFE tape (3 wraps minimum) and/or thread sealant paste product suitable for process temperatures. Refer to thread sealant manufacturer's instructions for application instructions. A good thread lubrication product (metal flake style) capable of process temperatures is also necessary to prevent thread galling.

Sealing performance may vary based on many factors such as pressure, temperature, media, thread quality, thread material, proper engagement, and proper use of thread sealant.


End user should limit the number of times an NPT fitting is assembled and disassembled as thread deformation during assembly will result in deteriorating seal quality over time.

All Parker Autoclave Engineers products are designed in accordance with ASME B31.3 Chapter IX High Pressure Piping standards.



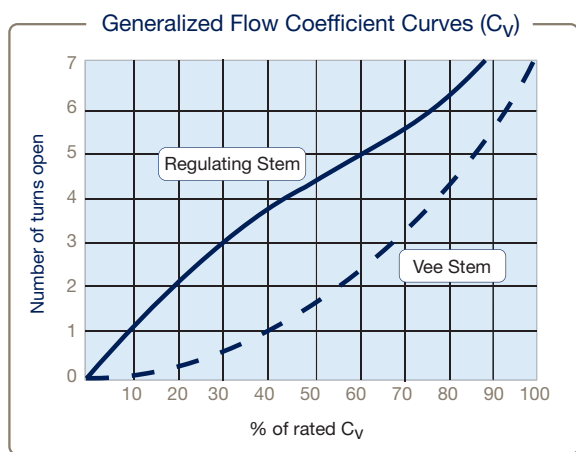
ENGINEERING YOUR SUCCESS.

P Series Needle Valve: Pressures to 15,000 psi (1034 bar)

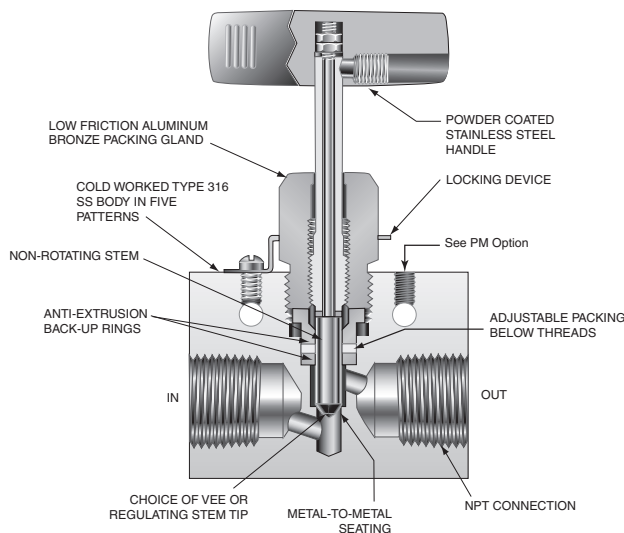


| Tube Outside Diameter Size (inches) | Connection Type | Orifice Size Inches (mm) | Rated C _v * | Pressure Rating psi (bar) @Room Temperature** |
|-------------------------------------|-----------------|--------------------------|------------------------|---|
| 1/4 | NPT | 0.203 (5.16) | 0.63 | 15,000 (1034) |
| 3/8 | NPT | 0.219 (5.56) | 0.75 | 15,000 (1034) |
| 1/2 | NPT | 0.312 (7.92) | 1.30 | 15,000 (1034) |
| 3/4 | NPT | 0.438 (11.13) | 2.50 | 10,000 (689) |
| 1 | NPT | 0.562 (14.27) | 4.40 | 10,000 (689) |

Notes
 * C_v values shown are for 2-way straight valve pattern. For 2-way angle patterns, increase CV value 50%. (Based on water). Formula for converting C_v to volumetric flow can be found in Technical Information section.
 ** Maximum Allowable Working Pressures decrease as temperatures increase - see pressure/temperature rating guide in Technical Information section.



P Series Flow Curves for Vee and Regulating Style Stems



Valve Packing Options:

Standard Parker Autoclave Engineers valves with PTFE packing may be operated from 0°F (-18°C) to 450°F (232°C). High and Cryogenic temperature packing and /or extended stuffing box are available for service from -423°F (-252°C) to 800°F (427°C) by adding the following suffixes to catalog order number:

- B** Cryogenic trim materials and PTFE packing required when below 0°F (-18°C) to -100°F (-73°C)
- LT** Extended stuffing box valve with PTFE packing and Cryogenic trim materials to -423°F (-252°C)
- TG** Standard valve with PTFE-Glass packing -100°F (-73°C) to 600°F (316°C) (See also -B option above when below 0°F (-18°C))
- GY** Standard valve with Graphite Braided Yarn packing 32°F (0°C) to 800°F (427°C).

† Parker Autoclave Engineers recommends pipe connections be operated between -423°F (-252°C) and 400°F (204°C) (Temperature limit of PTFE sealant tape). For additional valve options, contact your Sales Representative.

(See "Technical Brochure" for Pressure/Temperature effect on temperatures above ambient.)



Proudly Distributed By

TRIDENT AUSTRALIA
FLUID SYSTEMS & COMPONENTS

Ordering Guide:

For complete information on available stem types, optional connections and additional valve options, see Needle Valve Options section or contact your Sales Representative.

| Building a Part Number: <i>Example: 15P4071</i> | | | | | |
|---|--------------|----------------------------|----------------|--------------|---------|
| Example Part Number: | 15P | 4 | 07 | 1 | XX |
| Ordering Parameters/Options: | Valve Series | Outside Diameter Tube Size | Stem/Seat Type | Body Pattern | Options |
| Table Reference: (see below) | A | B | C | D | E |

| A - Valve Series | |
|------------------|--|
| 10P | 10,000 psi P Series (Pipe Valve) Needle Valve (use with 3/4" and 1") |
| 15P | 15,000 psi P Series (Pipe Valve) Needle Valve |

| B - Pipe Connection Size | |
|--------------------------|-----------------|
| 4 | 1/4" Female NPT |
| 6 | 3/8" Female NPT |
| 8 | 1/2" Female NPT |
| 12 | 3/4" Female NPT |
| 16 | 1" Female NPT |

| C - Stem/Seal Type (see page 8 for optional stem type description) | |
|--|---|
| 07 | Non-Rotating Vee Stem (on-off service) |
| 08 | Non-Rotating Regulating Stem (tapered tip for regulating and shutoff) |

Notes: Valve Manuals can be found on our website at www.Autoclave.com. Connection, Running and Seating Torques can be found in the product manual or in our Tools and Installation Catalog Section. Valves that have not been cycled for a substantial period of time may require higher initial actuation torque.

(See "Technical Brochure" for Pressure/Temperature effect on temperatures above ambient.)

| D - Body Pattern | |
|------------------|------------------------------------|
| 1 | Two-Way Straight |
| 2 | Two-Way Angle |
| 3 | Three-Way, Two on Pressure |
| 4 | Three-Way, One on Pressure |
| 5 | Three-Way, Two Stem Manifold Valve |

| E - Options (select as many as necessary) | |
|--|---|
| For additional valve options see pages 8 & 9 | |
| PM | Panel Mount, additional screw is supplied |
| B | Low temperature service below 0°F (-18°C) (included in LT code) |
| LT | Extended packing option with PTFE packing & cryogenic materials |
| TG | PTFE Glass (25%) Packing (to 600°F) |
| GY | High Temperature Graphite Yarn Packing to 800°F |
| *SOG | NACE Material, Hardness Verification/Certificate |
| ***2507 | UNS 32750 2507 Super Duplex Wetted Materials |
| ***IN625 | UNS N06625 Inconel 625 Wetted Materials |

Pneumatic and Electric Actuator Options - see individual brochures for Suffix Codes
Other materials available on request See Technical Brochure for common options and MAWP ratings

Notes: 316 SS valve bodies are cold worked and not suitable for use in NACE (ISO 15156) applications. If required, contact factory for options.

* SOG suffix also changes CW 316 SS Body material to Annealed 316 SS suitable for NACE service, Pressure reduction to 10,000 psi is typical.

*** Special Materials often have reduced MAWP ratings, see Technical brochure for assistance and for additional material options

Basic Repair Kits for 316 SS Material:

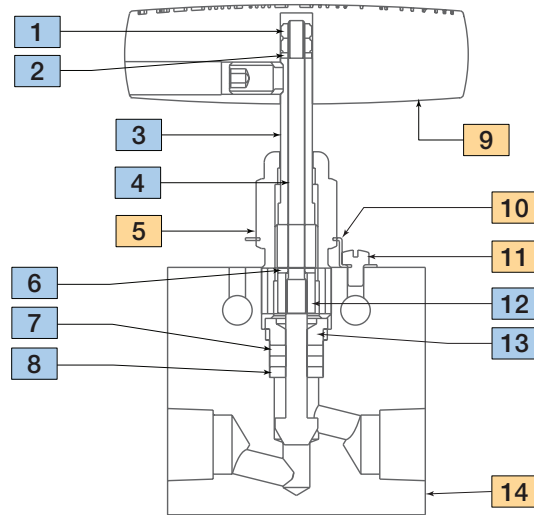
| Basic Repair Kit for 316 SS Material | | | | | | |
|--------------------------------------|-----|------------|----------|----------|-----------|-----------|
| Stem Type | | Pipe Size: | | | | |
| | | 1/4" | 3/8" | 1/2" | 3/4" | 1" |
| 2 Way Straight 2 Way Angle | VEE | R15P407 | R15P607 | R15P807 | R10P1207 | R10P1607 |
| | REG | R15P408 | R15P608 | R15P808 | R10P1208 | R10P1608 |
| 3 Way, Two On 3 Way, One On | | | | | | |
| 3 Way, 2 Stem Manifold | VEE | R15P4075 | R15P6075 | R15P8075 | R10P12075 | R10P16075 |
| | REG | R15P4085 | R15P6085 | R15P8085 | R10P12085 | R10P16085 |

When ordering for valves bought with additional suffix options, please include those exact suffix codes when ordering repair kit. (Example: the stem for a manual valve and pneumatically actuated valve are different and the repair kit must include the exact actuator suffix codes).
Valve Manuals can be found on our website at www.Autoclave.com.
Running and Seating Torques can be found in the product manual or in our Tools and Installation Catalog Section

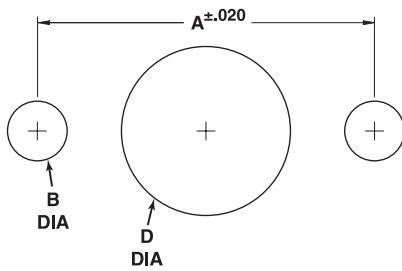
Material of Construction:

| Item # | Description | Material |
|--------|---|---------------|
| 1 | Hex Nut | 300 Series SS |
| 2 | Thrust Washer | 17-4 PH |
| 3 | Stem Sleeve | 304 SS |
| 4 | Vee Stem (1/2" 15P shown) | 316 SS |
| 5 | Packing Gland | AMPCO 18 |
| 6 | Thrust Washer | 17-4 PH |
| 7 | Packing Washer | PTFE |
| 8 | Bottom Washer | 316 SS |
| 9 | Handle Assembly | 316 SS |
| 10 | Locking Device | 302 SS |
| 11 | Fill HD Screw, #10-24 | 18-8 SS |
| 12 | Stem Collar, (not used in 1/4" and 3/8" series) | PTFE |
| 13 | Packing Washer | AMPCO 18 |
| 14 | Valve Body, (1/2" 15P shown) | 316 SS |

Typical spare parts found in Repair Kits



Panel Hole Size:



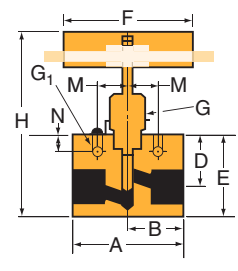
Needle Valve Panel Mount

| Valve Size | Inches | | | |
|-------------|--------|-----|------------|------|
| | A | B | Screw Size | D |
| 1/4" & 3/8" | 1.25 | .22 | 10 - 24 | .75 |
| 1/2" | 1.375 | .22 | 10 - 24 | 1.00 |
| 3/4" | 1.75 | .22 | 10 - 24 | 1.12 |
| 1" | 2.50 | .22 | 10 - 24 | 1.62 |

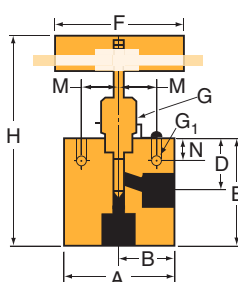
Use suffix **-PM** for extra mounting hardware

P Series Needle Valve Dimensions:

| 2 Way Straight | | | | | | |
|---------------------------------------|---------|------------------------------|------------------------------|------------------------------|-------------------------------|-------------------------------|
| Stem Type | VEE REG | 15P4071 15P4081 | 15P6071 15P6081 | 15P8071 15P8081 | 10P12071 10P12081 | 10P16071 10P16081 |
| Pipe Size | | 1/4 (6.35) | 3/8 (9.53) | 1/2 (12.70) | 3/4 (19.05) | 1 (25.40) |
| Orifice Diameter | | 0.203 (5.16) | 0.219 (5.56) | 0.312 (7.92) | 0.437 (11.10) | 0.562 (14.27) |
| Dimensions: inches (mm) | | A 2.00 (50.80) | A 2.50 (63.50) | A 3.00 (76.20) | A 3.50 (88.90) | A 4.12 (104.65) |
| | | B 1.00 (25.40) | B 1.25 (31.75) | B 1.50 (38.10) | B 1.75 (44.45) | B 2.06 (52.32) |
| | | C - | C - | C - | C - | C - |
| | | D 1.41 (35.81) | D 1.41 (35.81) | D 2.06 (52.32) | D 2.63 (66.80) | D 3.31 (84.07) |
| | | D1 - | D1 - | D1 - | D1 - | D1 - |
| | | E 2.00 (50.80) | E 2.00 (50.80) | E 2.88 (73.15) | E 3.75 (95.25) | E 4.62 (117.35) |
| | | F 3.00 (76.20) | F 3.00 (76.20) | F 4.00 (101.60) | F 10.25 (260.35) | F 10.25 (260.35) |
| | | G 0.75 (19.05) | G 0.75 (19.05) | G 1.00 (25.40) | G 1.12 (28.45) | G 1.62 (41.15) |
| | | G1 0.22 (5.59) | G1 0.22 (5.59) | G1 0.34 (8.64) | G1 0.44 (11.18) | G1 0.56 (14.22) |
| | | H 4.63 (117.60) | H 4.63 (117.60) | H 5.93 (150.62) | H 7.00 (177.80) | H 9.00 (228.60) |
| | | M 0.62 (15.75) | M 0.62 (15.75) | M 0.69 (17.53) | M 0.88 (22.35) | M 1.25 (31.75) |
| | | N 0.38 (9.65) | N 0.38 (9.65) | N 0.50 (12.70) | N 0.63 (16.00) | N 1.13 (28.70) |
| Bar Handle used on 3/4" and 1" Valves | | | | | | |
| Block Thickness | | 0.75 (19.05) | 1.00 (25.4) | 1.38 (35.05) | 1.75 (44.45) | 1.75 (44.45) |



| 2 Way Angle | | | | | | |
|---------------------------------------|---------|------------------------------|------------------------------|------------------------------|-------------------------------|-------------------------------|
| Stem Type | VEE REG | 15P4072 15P4082 | 15P6072 15P6082 | 15P8072 15P8082 | 10P12072 10P12082 | 10P16072 10P16082 |
| Pipe Size | | 1/4 (6.35) | 3/8 (9.53) | 1/2 (12.70) | 3/4 (19.05) | 1 (25.40) |
| Orifice Diameter | | 0.203 (5.16) | 0.219 (5.56) | 0.312 (7.92) | 0.437 (11.10) | 0.562 (14.27) |
| Dimensions: inches (mm) | | A 2.00 (50.80) | A 2.50 (63.50) | A 3.00 (76.20) | A 3.50 (88.90) | A 4.12 (104.65) |
| | | B 1.00 (25.40) | B 1.25 (31.75) | B 1.50 (38.10) | B 1.75 (44.45) | B 2.06 (52.32) |
| | | C - | C - | C - | C - | C - |
| | | D 1.41 (35.81) | D 1.41 (35.81) | D 2.06 (52.32) | D 2.63 (66.80) | D 3.31 (84.07) |
| | | D1 - | D1 - | D1 - | D1 - | D1 - |
| | | E 2.44 (61.98) | E 2.44 (61.98) | E 3.38 (85.85) | E 4.25 (107.95) | E 5.12 (130.05) |
| | | F 3.00 (76.20) | F 3.00 (76.20) | F 4.00 (101.60) | F 10.25 (260.35) | F 10.25 (260.35) |
| | | G 0.75 (19.05) | G 0.75 (19.05) | G 1.00 (25.40) | G 1.12 (28.45) | G 1.62 (41.15) |
| | | G1 0.22 (5.59) | G1 0.22 (5.59) | G1 0.34 (8.64) | G1 0.44 (11.18) | G1 0.56 (14.22) |
| | | H 4.81 (122.17) | H 4.81 (122.17) | H 6.43 (163.32) | H 7.50 (190.50) | H 9.00 (228.60) |
| | | M 0.62 (15.75) | M 0.62 (15.75) | M 0.69 (17.53) | M 0.88 (22.35) | M 1.25 (31.75) |
| | | N 0.38 (9.65) | N 0.38 (9.65) | N 0.50 (12.70) | N 0.63 (16.00) | N 1.13 (28.70) |
| Bar Handle used on 3/4" and 1" Valves | | | | | | |
| Block Thickness | | 0.75 (19.05) | 1.00 (25.4) | 1.38 (35.05) | 1.75 (44.45) | 1.75 (44.45) |



G - Packing Gland mounting hole drill size • G1 - Bracket mounting hole size • H* - Dimension is with stem in closed position
 All dimensions for reference only and subject to change • For prompt service, Parker Autoclave stocks select products. Consult factory.



Proudly Distributed By

TRIDENT AUSTRALIA
FLUID SYSTEMS & COMPONENTS

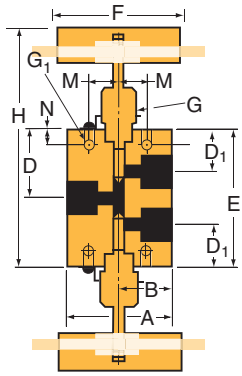
P Series Needle Valve Dimensions:

| 3 Way, 2 on Pressure | | | | | | | | | | | | | | |
|----------------------|-------------------------|--------------------|--------------------|--------------------|----------------------|----------------------|-----------------|-----------------|-----------------|-----------------|-----------------|-----------------|---|--|
| Stem Type | VEE REG | 15P4073 15P4083 | 15P6073 15P6083 | 15P8073 15P8083 | 10P12073 10P12083 | 10P16073 10P16083 | | | | | | | | |
| Pipe Size | | 1/4 (6.35) | 3/8 (9.53) | 1/2 (12.70) | 3/4 (19.05) | 1 (25.40) | | | | | | | | |
| Orifice Diameter | | 0.203 (5.16) | 0.219 (5.56) | 0.312 (7.92) | 0.437 (11.10) | 0.562 (14.27) | | | | | | | | |
| | Dimensions: inches (mm) | A | B | C | D | D1 | E | F | G | G1 | H* | M | N | |
| | | 2.00 (50.80) | 2.50 (63.50) | 3.00 (76.20) | 3.50 (88.90) | 4.12 (104.65) | | 1.00 (25.40) | 1.25 (31.75) | 1.50 (38.10) | 1.75 (44.45) | 2.06 (52.32) | | |
| | | | | | | | | | | | | | | |
| | | | | | | | | | | | | | | |
| | | | | | | | | | | | | | | |
| | | | | | | | | | | | | | | |
| | | | | | | | | | | | | | | |
| | | | | | | | | | | | | | | |
| | | | | | | | | | | | | | | |
| | | | | | | | | | | | | | | |
| | | | | | | | | | | | | | | |
| | | | | | | | | | | | | | | |
| | Block Thickness | | 0.75 (19.05) | 1.00 (25.4) | 1.38 (35.05) | 1.75 (44.45) | 1.75 (44.45) | | | | | | | |

| 3 Way, 1 on Pressure | | | | | | | | | | | | | | |
|----------------------|-------------------------|--------------------|--------------------|--------------------|----------------------|----------------------|-----------------|-----------------|-----------------|-----------------|-----------------|-----------------|---|--|
| Stem Type | VEE REG | 15P4074 15P4084 | 15P6074 15P6084 | 15P8074 15P8084 | 10P12074 10P12084 | 10P16074 10P16084 | | | | | | | | |
| Pipe Size | | 1/4 (6.35) | 3/8 (9.53) | 1/2 (12.70) | 3/4 (19.05) | 1 (25.40) | | | | | | | | |
| Orifice Diameter | | 0.203 (5.16) | 0.219 (5.56) | 0.312 (7.92) | 0.437 (11.10) | 0.562 (14.27) | | | | | | | | |
| | Dimensions: inches (mm) | A | B | C | D | D1 | E | F | G | G1 | H | M | N | |
| | | 2.00 (50.80) | 2.50 (63.50) | 3.00 (76.20) | 3.50 (88.90) | 4.12 (104.65) | | 1.00 (25.40) | 1.25 (31.75) | 1.50 (38.10) | 1.75 (44.45) | 2.06 (52.32) | | |
| | | | | | | | | | | | | | | |
| | | | | | | | | | | | | | | |
| | | | | | | | | | | | | | | |
| | | | | | | | | | | | | | | |
| | | | | | | | | | | | | | | |
| | | | | | | | | | | | | | | |
| | | | | | | | | | | | | | | |
| | | | | | | | | | | | | | | |
| | | | | | | | | | | | | | | |
| | | | | | | | | | | | | | | |
| | Block Thickness | | 0.75 (19.05) | 1.00 (25.4) | 1.38 (35.05) | 1.75 (44.45) | 1.75 (44.45) | | | | | | | |

G - Packing Gland mounting hole drill size • G1 - Bracket mounting hole size • H* - Dimension is with stem in closed position
All dimensions for reference only and subject to change • For prompt service, Parker Autoclave stocks select products. Consult factory.

P Series Needle Valve Dimensions:

| 3 Way, 2 Stem Manifold | | | | | | | |
|--|----------------------------|--------------------|--------------------|--------------------|----------------------|----------------------|------------------|
| Stem Type | VEE REG | 15P4075 15P4085 | 15P6075 15P6085 | 15P8075 15P8085 | 10P12075 10P12085 | 10P16075 10P16085 | |
| Pipe Size | | 1/4 (6.35) | 3/8 (9.53) | 1/2 (12.70) | 3/4 (19.05) | 1 (25.40) | |
| Orifice Diameter | | 0.203 (5.16) | 0.219 (5.56) | 0.312 (7.92) | 0.437 (11.10) | 0.562 (14.27) | |
|  | Dimensions: inches (mm) | A | 2.00 (50.80) | 2.50 (63.50) | 3.00 (76.20) | 3.50 (88.90) | 4.12 (104.65) |
| | B | 1.00 (25.40) | 1.25 (31.75) | 1.50 (38.10) | 1.75 (44.45) | 2.06 (52.32) | |
| | C | - | - | - | - | - | |
| | D | 1.69 (42.88) | 1.69 (42.88) | 2.56 (66.07) | 3.25 (82.55) | 3.75 (96.25) | |
| | D1 | 1.19 (30.18) | 1.19 (30.18) | 1.75 (44.45) | 2.25 (57.15) | 2.81 (71.42) | |
| | E | 3.38 (85.85) | 3.38 (85.85) | 5.12 (130.05) | 6.50 (165.10) | 7.50 (190.50) | |
| | F | 3.00 (76.20) | 3.00 (76.20) | 4.00 (101.60) | 10.25 (260.35) | 10.25 (260.35) | |
| | G | 0.75 (19.05) | 0.75 (19.05) | 1.00 (25.40) | 1.12 (28.45) | 1.62 (41.15) | |
| | G1 | 0.22 (5.59) | 0.22 (5.59) | 0.34 (8.64) | 0.44 (11.18) | 0.56 (14.22) | |
| | H | 5.75 (146.05) | 5.75 (146.05) | 8.05 (204.47) | 9.75 (247.65) | 11.47 (291.38) | |
| | M | 0.62 (15.75) | 0.62 (15.75) | 0.69 (17.53) | 0.88 (22.35) | 1.25 (31.75) | |
| | N | 0.38 (9.65) | 0.38 (9.65) | 0.50 (12.70) | 0.63 (16.00) | 1.13 (28.70) | |
| | Block Thickness | | 0.75 (19.05) | 1.00 (25.4) | 1.38 (35.05) | 1.75 (44.45) | 1.75 (44.45) |

G - Packing Gland mounting hole drill size • G1 - Bracket mounting hole size • H* - Dimension is with stem in closed position
All dimensions for reference only and subject to change • For prompt service, Parker Autoclave stocks select products. Consult factory.



Valve Options:

 (For Actuator Options please reference specific Actuator brochure)

Pneumatic Valve Actuators:

The need to control process and vent valves from a remote location makes air operated valves a vital component to many processing operations. All Parker Autoclave Engineers' valves are available with piston type actuators. Five sizes of air actuators (light, mini-light, medium, heavy duty or extra heavy, single and double stage) are offered to meet the service requirements of Parker Autoclave Engineers' Low, Medium and High Pressure needle valves. Both air-to-open (normally closed) and air-to-close (normally open) designs are included in the product line. Optional air to open AND close actuators available upon request. Please see our Pneumatic Valve Actuator Brochure to help size the proper actuator for your application.



Electric Valve Actuators:

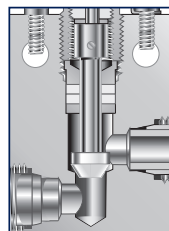
Remotely controlling process flow at high pressure enhances safety and lowers labor costs. Parker Autoclave Engineers developed a flow control valve available in several models including weatherproof and explosionproof options.

The Electrically Actuated Shut-off/Flow Regulating Actuator (FRC Series) is available for most of our Needle Valves through 1/2" pipe connection sizes and up to 15,000 psi maximum pressure. They can withstand wide process temperature ranges.

Stem Options:

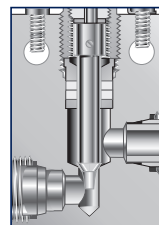
Most Parker Autoclave Engineers' valves are available with either Vee (on-off) or Regulating (Flow Control) Stems in our standard valve body as shown below. For severe service stem (and replaceable seat if ordered) can be offered with N-Dura Diamond-Like coating (-CS suffix or -CSS (coated stem & seat)) or made from Stellite (-SS or -SSRS (Stellite stem, replaceable seat)).

VEE Stem




The Vee stem is used for direct on-off, metal-to-metal shut-off with quick-opening flow characteristics.

Regulating Stem



In some applications, more precise flow control is required than is possible with a Vee stem. For these cases, Autoclave offers a non-rotating, two-piece regulating stem which can be used for both control and shut-off. While it is not as precise as the control associated with the MicroMetering stem, especially with smaller flows, it does offer substantially better control than the Vee stem.

Valve Options: (For Actuator Options please reference specific Actuator brochure)



High/Low Temperature Extension:

Required with extreme temperatures to remove packing from contact with flow stream.

-LT Low Temperature (under -100°F (-73°C))

| Valve Series | Outside Diameter Tube Size (inches) | Dimensions "A" inches (mm) |
|----------------------------------|-------------------------------------|----------------------------|
| 10P Series 15P Series | 1/4" | 5.50 (140) |
| | 3/8" | 6.00 (152) |
| | 1/2" | 6.60 (168) |
| | 3/4" | 7.75 (197) |
| | 1" | 9.30 (236) |

LT option code includes 316 SS Trim material and PTFE packing



ES Stem Extender:

Stem extenders are offered for High and Low temperature operation or to extend through panel or barricade.

To order valve with Stem Extender, add **"ES-"** and length (6", 12", 18", 24") to beginning of valve part number e.g. ES12-15P6071. Other lengths to special order.

To order Stem Extender only, provide valve model prefix e.g. ES12-15P6. Handle not included – use same provided with original valve.



Needle Valve Clam Shell Handle Lockout:

(order separately using part numbers shown below, padlock not included)

Clam Shell Handle locks are provided to lockout valves in open or closed position preventing unauthorized personnel from actuating valve during shutdown or emergency situations. This clamshell design is available in four (4) sizes dependent on handle length:

- P/N AE004855 – 1" to 2.5" handle length
- P/N 90088 – 2.5" to 5.0" handle length
- P/N 90194 – 6.5" to 10" handle length
- P/N AE004350 – 8" to 13" handle length



Proudly Distributed By

TRIDENT AUSTRALIA
FLUID SYSTEMS & COMPONENTS

NOTES:

Lined area for notes



High Pressure Valves • Fittings • Tubing to 150,000 psi.



Reactors • Vessels Instrumentation



Air Driven, High Flow, High Pressure Liquid Pumps

THIS IS PARKER

Parker's Motion & Control Technologies

At Parker, we're guided by a relentless drive to help our customers become more productive and achieve higher levels of profitability by engineering the best systems for their requirements. It means looking at customer applications from many angles to find new ways to create value. Whatever the motion and control technology need, Parker has the experience, breadth of product and global reach to consistently deliver. No company knows more about motion and control technology than Parker. For further information call 1-800-C-Parker.

| MARKET | KEY MARKETS | KEY PRODUCTS | | |
|---|--|---|--|---|
|  AEROSPACE | Aircraft Engines Commercial Commercal Transports Military Aircraft Regional Transports | Business and General Aviation Land-Based Weapons Systems Missiles and Launch Vehicles Unmanned Aerial Vehicles | Flight Control Systems & Components Fluid Conveyance Systems Fluid Metering Delivery & Atomization Devices Fuel Systems & Components | Hydraulic Systems & Components Inert Nitrogen Generating Systems Pneumatic Systems & Components Wheels & Brakes |
|  CLIMATE CONTROL | Agriculture Food, Beverage and Dairy Precision Cooling Transportation | Air Conditioning Life Sciences & Medical Processing | Co2 Controls Electronic Controllers Filter Driers Hand Shut-Off Valves Hose & Fittings | Pressure Regulating Valves Refrigerant Distributors Safety Relief Valves Solenoid Valves Thermostatic Expansion Valves |
|  ELECTRO-MECHANICAL | Aerospace Life Science & Medical Packaging Machinery Plastics Machinery & Converting Semiconductor & Electronics Factory Automation | Machine Tools Paper Machinery Primary Metals Textile Wire & Cable | AC/DC Drives & Systems Electric Actuators, Gantry Robots & Slides Electrohydrostatic Actuation Systems Electromechanical Actuation Systems Human Machine Interface | Linear Motors Stepper Motors, Servo Motors Drives & Controls Structural Extrusions |
|  FILTRATION | Food & Beverage Life Sciences Mobile Equipment Power Generation Transportation | Industrial Machinery Marine Oil & Gas Process | Analytical Gas Generators Compressed Air & Gas Filters Condition Monitoring Engine Air, Fuel & Oil Filtration & Systems | Hydraulic, Lubrication & Coolant Filters Process, Chemical, Water Microfiltration Filters Nitrogen, Hydrogen & Zero Air Generators |
|  FLUID and GAS HANDLING | Aerospace Agriculture Bulk Chemical Handling Construction Machinery Food & Beverage Fuel & Gas Delivery | Industrial Machinery Mobile Oil & Gas Transportation Welding | Brass Fittings & Valves Diagnostic Equipment Fluid Conveyance Systems Industrial Hose | PTFE & PFA Hose, Tubing & Plastic Fittings Rubber & Thermoplastic Hose & Couplings Tube Fittings & Adapters Quick Disconnects |
|  HYDRAULICS | Aerospace Aerial lift Agriculture Construction Machinery Forestry | Industrial Machinery Mining Oil & Gas Power Generation & Energy Truck Hydraulics | Diagnostic Equipment Hydraulic Cylinders & Accumulators Hydraulic Motors & Pumps Hydraulic Systems Hydraulic Valves & Controls | Power Take-Offs Rubber & Thermoplastic Hose & Couplings Tube Fittings & Adapters Quick Disconnects |
|  PNEUMATICS | Aerospace Conveyor & Material Handling Factory Automation Life Science & Medical | Machine Tools Packaging Machinery Transportation & Automotive | Air Preparation Brass Fittings & Valves Manifolds Pneumatic Accessories Pneumatic Actuators & Grippers Pneumatic Valves & Controls | Quick Disconnects Rotary Actuators Rubber & Thermoplastic Hose & Couplings Structural Extrusions Thermoplastic Tubing & Fittings Vacuum Generators, Cups & Sensors |
|  PROCESS CONTROL | Chemical & Refining Food, Beverage & Dairy Medical & Dental | Microelectronics Oil & Gas Power Generation | Analytical Sample Conditioning Products & Systems Fluoropolymer Chemical Delivery Fittings, Valves & Pumps High Purity Gas Delivery Fittings, & Valves & Regulators | Instrumentation Fittings, Valves Regulators Medium Pressure Fittings & Valves Process Control Manifolds |
|  SEALING and SHIELDING | Aerospace Chemical Processing Consumer Energy, Oil & Gas Fluid Power General Industrial | Information Technology Life Sciences Military Semiconductor Transportation | Dynamic Seals Elastomeric O-Rings Emi Shielding Extruded & Precision-Cut, Fabricated Elastomeric Seals | Homogeneous & Inserted Elastomeric Shapes High Temperature Metal Seals Metal & Plastic Retained Composite Seals Thermal Management |

Parker Worldwide

North America

USA – Corporate, Cleveland, OH
Tel: +1 256 896 3000

USA – IPD, Huntsville, AL
Tel: +1 256 881 2040
ipdctc@parker.com

USA – IPD, (Autoclave), Erie, PA
Tel: +1 814 860 5700
ipdaecc@parker.com

CA – Canada, Grimsby, Ontario
Tel: +1 905-945-2274
ipd_canada@parker.com

South America

AR – Argentina, Buenos Aires
Tel: +54 3327 44 4129
falecom@parker.com

BR – Brazil, Diadema, SP
Diadema, SP
Tel: +55 11 4360 6700
falecom@parker.com

CL – Chile, Santiago
Tel: +56 (0) 2 2303 9640
falecom@parker.com

MX – Mexico, Toluca
Tel: +52 722 275 4200
contacto@parker.com

Asia Pacific

AU – Australia, Dandenong
Tel: +61 (0)2 9842 5150
customer.service.au@parker.com

CN – China, Shanghai
Tel: +86 21 2899 5000
INGtechnical.china@parker.com

HK – Hong Kong
Tel: +852 2428 8008

IN – India, Mumbai
Tel: +91 22 6513 7081-85

ID – Indonesia, Tangerang
Tel: +62 2977 7900
parker.id@parker.com

JP – Japan, Tokyo
Tel: +(81) 3 6365 4020
infophj@parker.com

KR – South Korea, Seoul
Tel: +82 2 559 0400
parkerkr@parker.com

MY – Malaysia, Selangor
Tel: +603 784 90 800
parkermy@parker.com

SG – Singapore,
Tel: +65 6887 6300
parker.sg@parker.com

TH – Thailand, Bangkok
Tel: +66 2 186 7000
phthailand@parker.com

TW – Taiwan, Taipei
Tel: +886 2 2298 8987
enquiry.taiwan@parker.com

VN – Vietnam, Hochi Minh City
Tel: +848 382 508 56
parker_viet@parker.com

Europe, Middle East, Africa

AE – UAE, Dubai
Tel: +971 4 812 7100
parker.me@parker.com

AT – Austria, Wiener Neustadt
Tel: +43 (0)2622 23501-0
parker.austria@parker.com

AT – Eastern Europe, Wiener Neustadt
Tel: +43 (0)2622 23501 900
parker.easteurope@parker.com

AZ – Azerbaijan, Baku
Tel: +994 50 2233 458
parker.azerbaijan@parker.com

BE/LU – Belgium, Nivelles
Tel: +32 (0)67 280 900
parker.belgium@parker.com

BG – Bulgaria, Sofia
Tel: +359 2 980 1344
parker.bulgaria@parker.com

BY – Belarus, Minsk
Tel: +48 (0)22 573 24 00
parker.belarus@parker.com

CH – Switzerland, Etoy
Tel: +41 (0) 21 821 87 00
parker.switzerland@parker.com

CZ – Czech Republic, Klecany
Tel: +420 284 083 111
parker.czechrepublic@parker.com

DE – Germany, Kaarst
Tel: +49 (0)2131 4016 0
parker.germany@parker.com

DK – Denmark, Ballerup
Tel: +45 43 56 04 00
parker.denmark@parker.com

ES – Spain, Madrid
Tel: +34 902 33 00 01
parker.spain@parker.com

FI – Finland, Vantaa
Tel: +358 (0)20 753 2500
parker.finland@parker.com

FR – France, Contamine s/Arve
Tel: +33 (0)4 50 25 80 25
parker.france@parker.com

GR – Greece, Athens
Tel: +30 210 933 6450
parker.greece@parker.com

HU – Hungary, Budapest
Tel: +36 223 885 470
parker.hungary@parker.com

IE – Ireland, Dublin
Tel: +353 (0)1 466 6370
parker.ireland@parker.com

IT – Italy, Corsico (MI)
Tel: +39 02 45 19 21
parker.italy@parker.com

KZ – Kazakhstan, Almaty
Tel: +7 7273 561 000
parker.easteurope@parker.com

NL – The Netherlands, Oldenzaal
Tel: +31 (0)541 585 000
parker.nl@parker.com

NO – Norway, Stavanger
Tel: +47 66 75 34 00
parker.norway@parker.com

PL – Poland, Warsaw
Tel: +48 (0)22 573 24 00
parker.poland@parker.com

PT – Portugal, Leca da Palmeira
Tel: +351 22 999 7360
parker.portugal@parker.com

RO – Romania, Bucharest
Tel: +40 21 252 1382
parker.romania@parker.com

RU – Russia, Moscow
Tel: +7 495 645-2156
parker.russia@parker.com

SE – Sweden, Spånga
Tel: +46 (0)8 59 79 50 00
parker.sweden@parker.com

SK – Slovakia, Banská Bystrica
Tel: +421 484 162 252
parker.slovakia@parker.com

SL – Slovenia, Novo Mesto
Tel: +386 7 337 6650
parker.slovenia@parker.com

TR – Turkey, Istanbul
Tel: +90 216 4997081
parker.turkey@parker.com

UA – Ukraine, Kiev
Tel: +48 (0)22 573 24 00
parker.ukraine@parker.com

UK – United Kingdom, Warwick
Tel: +44 (0)1926 317 878
parker.uk@parker.com

ZA – South Africa, Kempton Park
Tel: +27 (0)11 961 0700
parker.southafrica@parker.com

! CAUTION !

Parker Autoclave Engineers NPT Pipe Thread Pressure Rating of 15,000 psi @ Room Temperature is only possible using materials designed for this service. Any use of materials not supplied by Parker Autoclave Engineers may lower the maximum working pressure of the "system" and new working pressure of system may be reduced and is responsibility of "End User".

WARNING

FAILURE, IMPROPER SELECTION OR IMPROPER USE OF THE PRODUCTS AND/OR SYSTEMS DESCRIBED HEREIN OR RELATED ITEMS CAN CAUSE DEATH, PERSONAL INJURY AND PROPERTY DAMAGE.

This document and other information from Parker Hannifin Corporation, its subsidiaries and authorized distributors provide product and/or system options for further investigation by users having technical expertise. It is important that you analyze all aspects of your application and review the information concerning the product or system in the current product catalog. Due to the variety of operating conditions and applications for these products or systems, the user, through its own analysis and testing, is solely responsible for making the final selection of the products and systems and assuring that all performance, safety and warning requirements of the application are met. The products described herein, including without limitation, product features, specifications, designs, availability and pricing, are subject to change by Parker Hannifin Corporation and its subsidiaries at any time without notice.

Offer of Sale

The items described in this document are available for sale by Parker Hannifin Corporation, its subsidiaries or its authorized distributors. Any sale contract entered by Parker will be governed by the provisions stated in Parker's standard terms and conditions of sale (copy available upon request).



Instrumentation Products Division
Autoclave Engineers Operation
8325 Hessinger Drive
Erie, PA 16509-4679
Tel: 814 860 5700
Fax: 814 860 5811
www.autoclave.com
www.parker.com/ipd

ISO-9001 Certified

Instrumentation Products Division
Division Headquarters
1005 A Cleaner Way
Huntsville, AL 35805 USA
Tel: 256 881 2040
Fax: 256 881 5072

Parker Hannifin Manufacturing Ltd.
Instrumentation Products Division,
Europe
Riverside Road
Pottington Business Park
Barnstaple, UK, EX31 1NP, UK
Tel: 44 1271 313131
Fax: 44 1271 373636

Stellite® is a registered trademark of Deloro Stellite Company

Needle Valves: P Series (Pipe Valves) 02-1251S 1119